

Basecoat WB NISKAB Ultimate Metal Silver

Technical Bulletin

09/11/2019

L8.07.06 UK & Ireland

DESCRIPTION

The repair system for NIS KAB Ultimate Metal Silver consists of three different layers creating a special color effect, based on

1st step: Application of 2K Graphite Filler Light Grey foundation color.


2nd step: Application of Basecoat WB O2 followed by the Basecoat WB effect color.

3rd step: Application of the clearcoat to provide gloss and protection.

PREPARATION

Repair with recommended body fillers and / or undercoats, preferably 2K Graphite Filler Light Grey


SURFACE PREPARATION



Filler area

Final sanding step P500

Initial sanding steps may be executed with a coarser sanding grit (P360 – P400)



Preparation blending area WB GT O2 toner

Final sanding step P1000

- Initial sanding steps may be executed with a coarser sanding grit (P600-P800)



Surface cleaning

Remove any surface contamination using an appropriate surface cleaner

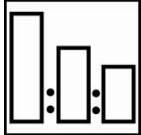
Basecoat WB NISKAB Ultimate Metal Silver

Technical Bulletin

09/11/2019

L8.07.06 UK & Ireland

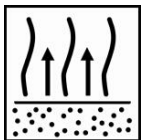
2K GRAPHITE FILLER FOUNDATION COLOR




- 3 Lesonal 2K Graphite Filler as ADV (+ 30% Flexible Additive)
- 1 Lesonal Universal Hardener
- 0.6 Lesonal Multi Thinner Fast / Standard



Apply 2K Graphite Filler to the area under repair until opacity is achieved



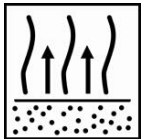
Allow each coat to flash-off naturally until the surface is completely matt.
Do not force-dry by air support.



For blending of the foundation color use Fade Out Agent



Dissolve the overspray edge with Fade Out Agent.
Note: Make sure the edge is as smooth as possible!



Allow each coat to flash-off naturally until the surface is completely matt.
Do not force-dry by air support.

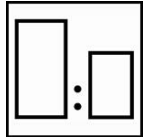
Basecoat WB NISKAB Ultimate Metal Silver

Technical Bulletin

09/11/2019

L8.07.06 UK & Ireland

BASECOAT WB GT EFFECT COLOR



100 Basecoat WB GT 02 (Pre-Foundation Layer)
10-20 Activator WB



Spray gun set-up:

1.3 mm

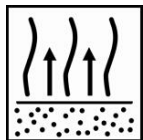
Application pressure:

1.7 bar at the air inlet

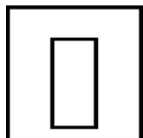
HVLP max 0.6-0.7 bar at the air cap



Apply one coat of Basecoat WB GT 02 to the entire area under repair.



Flash-off by increasing airflow and or heat until completely dry.
If necessary, allow the surface to cool down



RFU Basecoat WB GT NIS KAB Ultimate Metal Silver




Spray gun set-up:

1.3 mm

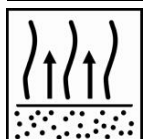
Application pressure:

1.7 bar at the air inlet

HVLP max 0.6-0.7 bar at the air cap



Apply a 25% layer of Basecoat WB GT NIS KAB slightly extending the filler area and allow to dry.
Next, apply five 75% layers to achieve opacity. Make sure each layer exceeds the previous one. After each layer take sufficient flash off into account.
Finish with a 25% layer.



Allow for a minimum of 20-30 minutes final flash-off time at 20°C.

Basecoat WB NISKAB Ultimate Metal Silver

Technical Bulletin

09/11/2019

L8.07.06 UK & Ireland



Apply 2K HS Premium Clear according to TDS



Use suitable respiratory protection

Akzo Nobel Car Refinishes recommends the use of a fresh air supply respirator.

Akzo Nobel Coatings LTD

Address: Unit 2B, Didcot Park
Churchward, Southmead Industrial Estate
Didcot, Oxfordshire, OX11 7HB
Tel: 00 44 (0)1235 862226

FOR PROFESSIONAL USE ONLY

IMPORTANT NOTE: The information in this data sheet is not intended to be exhaustive and is based on the present state of our knowledge and on current laws: any person using the product for any purpose other than that specifically recommended in the technical data sheet without first obtaining written confirmation from us as to the suitability of the product for the intended purpose does so at his own risk. It is always the responsibility of the user to take all necessary steps to fulfil the demands set out in the local rules and legislation. Always read the Material Data Sheet and the Technical Data Sheet for this product if available. All advice we give, or any statement made about the product by us (whether in this data sheet or otherwise) is correct to the best of our knowledge but we have no control over the quality or the condition of the substrate or the many factors affecting the use and application of the product. Therefore, unless we specifically agree in writing otherwise, we do not accept any liability whatsoever for the performance of the product or for any loss or damage arising out of the use of the product. All products supplied and technical advices given are subject to our standard terms and conditions of sale. You should request a copy of this document and review it carefully. The information contained in this data sheet is subject to modification from time to time in the light of experience and our policy of continuous development. It is the user's responsibility to verify that this data sheet is current prior to using the product.

Brand names mentioned in this data sheet are trademarks of or are licensed to AkzoNobel.

Head Office

Akzo Nobel Car Refinishes B.V., PO Box 3 2170 BA Sassenheim, The Netherlands. www.Lesonal.com