

# Peugeot EJD Ice Grey

Technical Bulletin

09/11/2019

L8.07.01 UK & Ireland







## DESCRIPTION

To imitate the structured clearcoat finish of Peugeot’s “Ice” colors.

Suitable for application on OEM and Basecoat WB GT

The desired structure and gloss level can be achieved by adding Propyltex 140S to Multi Matt Clear.

Due to the variations in structure/gloss of the OEM we advise to create a set of spray-out panels that can be used as reference.

<b>Mixing ratio</b>		100 42 55	Multi Matt Clear (+ 2-3% of Propyltex 140S) Multi Matt Clear Hardener Multi Matt Clear Reducer
<b>Equipment</b>		Spray gun set up: 1.3-1.4 mm	Application pressure: 1.7-2.2 bar at the air inlet HVLP max 0.6-0.7 bar at the air cap
<b>Application</b>		2 x 1 coat	
<b>Flash-off</b>		Between coats Until matt	Before curing Until matt
<b>Drying</b>		Reducer Standard Reducer Slow	<b>20°C</b> 1 hr 1.5 hrs <b>60°C</b> 20 min 25 min
<b>Protection</b>		Use suitable respiratory protection Akzo Nobel Car Refinishes recommends the use of fresh air supply respirator	

Read complete technical data sheet for detailed product information

# Peugeot EJD Ice Grey

Technical Bulletin

09/11/2019

L8.07.01 UK &amp; Ireland

## DESCRIPTION

To imitate the structured clearcoat finish of Peugeot's "Ice" colors.

Suitable for application on OEM and Basecoat WB GT

The desired structure and gloss level can be achieved by adding Propyltex 140S to Multi Matt Clear.

Due to the variations in structure/gloss of the OEM we advise to create a set of spray-out panels that can be used as reference.

## STRUCTURE AND GLOSS LEVEL BY SPRAY OUT SAMPLES

Due to the variations in structure of the OEM we advise to create a set of spray-out panels by applying the following samples over EJD Ice Grey / Silky Grey basecoat:

Panel	Mixture
1	Multi Matt Clear Low Gloss + 2% Propyltex 140S
2	Multi Matt Clear Low Gloss + 3% Propyltex 140S
3	Multi Matt Clear 80% Low-Gloss + 20% Semi-Gloss +2% Propyltex 140S
4	Multi Matt Clear 80% Low-Gloss + 20% Semi-Gloss +3% Propyltex 140S

The required gloss and structure level can be determined by using these samples.

Number each panel, indicating the Multi Matt Clear product and the percentage of Propyltex 140S on each panel.







# Peugeot EJD Ice Grey

Technical Bulletin

09/11/2019

L8.07.01 UK & Ireland

## REPAIR PROCESS

<b>Application</b>		Apply basecoat EJD Ice Grey according to TDS									
<b>Mixing</b>		Add the required amount of Propyltex 140S to Multi Matt Clear									
<b>Mixing ratio</b>		<table border="0"> <tr> <td>100</td> <td>Multi Matt Clear (+ 2-3% of Propyltex 140S)</td> </tr> <tr> <td>42</td> <td>Multi Matt Clear Hardener</td> </tr> <tr> <td>55</td> <td>Multi Matt Clear Reducer</td> </tr> </table>	100	Multi Matt Clear (+ 2-3% of Propyltex 140S)	42	Multi Matt Clear Hardener	55	Multi Matt Clear Reducer			
100	Multi Matt Clear (+ 2-3% of Propyltex 140S)										
42	Multi Matt Clear Hardener										
55	Multi Matt Clear Reducer										
<b>Equipment</b>		<table border="0"> <tr> <td>Spray gun set up: 1.3-1.4 mm</td> <td>Application pressure: 1.7-2.2 bar at the air inlet HVLP max 0.6-0.7 bar at the air cap</td> </tr> </table>	Spray gun set up: 1.3-1.4 mm	Application pressure: 1.7-2.2 bar at the air inlet HVLP max 0.6-0.7 bar at the air cap							
Spray gun set up: 1.3-1.4 mm	Application pressure: 1.7-2.2 bar at the air inlet HVLP max 0.6-0.7 bar at the air cap										
<b>Application</b>		Apply 2 coats, allowing to flash-off until completely matt between coats and before bake									
<b>Drying</b>		<table border="0"> <tr> <td></td> <td><b>20°C</b></td> <td><b>60°C</b></td> </tr> <tr> <td>Reducer Standard</td> <td>1 hr</td> <td>20 min</td> </tr> <tr> <td>Reducer Slow</td> <td>1.5 hrs</td> <td>25 min</td> </tr> </table>		<b>20°C</b>	<b>60°C</b>	Reducer Standard	1 hr	20 min	Reducer Slow	1.5 hrs	25 min
	<b>20°C</b>	<b>60°C</b>									
Reducer Standard	1 hr	20 min									
Reducer Slow	1.5 hrs	25 min									

## NOTES

- Check spray-outs adjacent to the panel under repair
- Stir thoroughly after addition of the Propyltex 140S to the Multi Matt Clear
- Do not use a mesh below 125 microns for paint straining
- Blending of the mixture Multi Matt Clear / Propyltex 140S mix is not advised, therefore always paint this mixture edge to edge.
- It is advised not to paint single panels
- The basecoat (color) can be faded out on the (adjacent) OEM panel. First carefully sand away the structured OEM clearcoat with P800-P1000.  
Prevent sanding through the original clearcoat without damaging the basecoat
- After application clean the spray gun thoroughly to avoid contamination.

**Product storage** After use close container directly, and store in a dry place

# Peugeot EJD Ice Grey

Technical Bulletin

09/11/2019

L8.07.01 UK &amp; Ireland

**Akzo Nobel Coatings LTD**

**Address:** Unit 2B, Didcot Park  
Churchward, Southmead Industrial Estate  
Didcot, Oxfordshire, OX11 7HB  
**Tel:** 00 44 (0)1235 862226

**FOR PROFESSIONAL USE ONLY**

**IMPORTANT NOTE:** The information in this data sheet is not intended to be exhaustive and is based on the present state of our knowledge and on current laws: any person using the product for any purpose other than that specifically recommended in the technical data sheet without first obtaining written confirmation from us as to the suitability of the product for the intended purpose does so at his own risk. It is always the responsibility of the user to take all necessary steps to fulfill the demands set out in the local rules and legislation. Always read the Material Data Sheet and the Technical Data Sheet for this product if available. All advice we give or any statement made about the product by us (whether in this data sheet or otherwise) is correct to the best of our knowledge but we have no control over the quality or the condition of the substrate or the many factors affecting the use and application of the product. Therefore, unless we specifically agree in writing otherwise, we do not accept any liability whatsoever for the performance of the product or for any loss or damage arising out of the use of the product. All products supplied and technical advices given are subject to our standard terms and conditions of sale. You should request a copy of this document and review it carefully. The information contained in this data sheet is subject to modification from time to time in the light of experience and our policy of continuous development. It is the user's responsibility to verify that this data sheet is current prior to using the product.

Brand names mentioned in this data sheet are trademarks of or are licensed to AkzoNobel.

**Head Office**

Akzo Nobel Car Refinishes B.V., PO Box 3 2170 BA Sassenheim, The Netherlands. [www.Lesonal.com](http://www.Lesonal.com)